


1 Angular Greek Ionic


Measurements in inches unless otherwise noted.

	Column Size	Weight* (in lbs.)	Dimensions*		
			Diameter/ Width	Height	Abacus
	To Fit DuraLite™ Square Non-Tapered Columns				
	Material: FIBERGLASS POLYMERS				
	12"	110	12 1/2	7 1/4	20 1/2

*All dimensions and weights are approximate.

9 Prairie


Measurements in inches unless otherwise noted.

	Column Size	Weight* (in lbs.)	Dimensions*		
			Width	Height	Abacus
	To Fit DuraLite™ Square Non-Tapered Columns				
	Material: FIBERGLASS POLYMERS				
	8"	60	7 1/2	11	10 1/2
	10"	75	9 1/2	13	12 1/2

*All dimensions and weights are approximate.

4 Empire



Measurements in inches unless otherwise noted.

	Column Size	Weight* (in lbs.)	Dimensions*		
			Diameter/ Width	Height	Abacus
	To Fit DuraLite™ Square Non-Tapered Columns				
	Material: FIBERGLASS POLYMERS				
	8"	30	8	5 1/4	13 1/4

*All dimensions and weights are approximate. Note: Decorative Capitals that will be used with Stain-Grade Columns must be stained or faux finished on the job site to match the finish of the column.

10 Roman Corinthian


Measurements in inches unless otherwise noted.


	Column Size	Weight* (in lbs.)	Dimensions*		
			Diameter/ Width	Height	Abacus
	To Fit DuraLite™ Square Non-Tapered Columns				
	Material: FIBERGLASS POLYMERS				
	8"	40	8 1/2	11 1/2	14 5/8
	10"	130	10	14 3/4	20
	12"	165	12 1/2	17 1/2	22 3/4
					

*All dimensions and weights are approximate. Note: Decorative Capitals that will be used with Stain-Grade Columns must be stained or faux finished on the job site to match the finish of the column.

6 Greek Erectheum

Measurements in inches unless otherwise noted.



	Dimensions*				
	Column Size	Weight* (in lbs.)	Diameter/ Width	Height	Abacus
	To Fit DuraLite™ Square Non-Tapered Columns				
	Material: FIBERGLASS POLYMERS				
	8"	35	8 1/2	5 1/4	11
	10"	60	9 3/4	6	12 1/4



*All dimensions and weights are approximate. Note: Decorative Capitals that will be used with Stain-Grade Columns must be stained or faux finished on the job site to match the finish of the column.

11 Roman Ionic


Measurements in inches unless otherwise noted.

	Dimensions*				
	Column Size	Weight* (in lbs.)	Diameter/ Width	Height	Abacus
	To Fit DuraLite™ Square Non-Tapered Columns				
	Material: FIBERGLASS POLYMERS				
	8"	18	7 1/2	3 5/8	9 1/2
	10"	45	10 1/2	4 5/8	13
	12"	50	12	5	16 3/4

*All dimensions and weights are approximate. Note: Decorative Capitals that will be used with Stain-Grade Columns must be stained or faux finished on the job site to match the finish of the column.

12 Scamozzi


Measurements in inches unless otherwise noted.

	Dimensions*				
	Column Size	Weight* (in lbs.)	Diameter/ Width	Height	Abacus
	To Fit DuraLite™ Square Non-Tapered Columns				
	Material: FIBERGLASS POLYMERS				
	8"	25	8 1/4	3 3/4	14 1/4
	10"	50	10	5	16 1/2
	12"	55	12 1/4	5 3/4	18 3/4

*All dimensions and weights are approximate. Note: Decorative Capitals that will be used with Stain-Grade Columns must be stained or faux finished on the job site to match the finish of the column.

13 Temple of Winds

Measurements in inches unless otherwise noted.

	Column Size	Weight* (in lbs.)	Dimensions*		
			Diameter/ Width	Height	Abacus
	To Fit DuraLite™ Square Non-Tapered Columns				
	Material: FIBERGLASS POLYMERS				
	8"	40	8 1/4	10	14
10"	57	10 1/4	11 3/8	17	
12"	80	11 1/2	14 1/4	21 1/2	

*All dimensions and weights are approximate. Note: Decorative Capitals that will be used with Stain-Grade Columns must be stained or faux finished on the job site to match the finish of the column.

Plan Types for Splitting DuraLite™ Columns



E

F

G

H

K