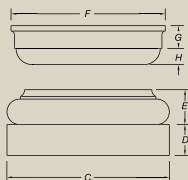


4 Tuscan Cap & Base/Plinth

for DuraCast™ Round Tapered Columns

Measurements in inches unless otherwise noted.

Column Size	Plinth		Base Mold E	Cap Square		Cap Round H
	Width C	Height D		Width F	Height G	
Full Length Columns						
6"	8 1/2	1 7/16	1 3/4	7 1/2	1	5/8
8"	10 1/4	1 7/8	2 1/2	9 1/2	1 3/8	1 1/8
10"	12 3/4	2 1/2	3	11 15/16	1 7/8	1 1/4
12"	15 1/8	2 7/8	3 1/4	14 3/8	2 1/8	1 1/2
14"	18 5/8	3 3/8	4 1/8	16 3/8	2 7/16	1 5/8
16"	21 3/8	4	4 5/8	18 1/2	2 13/16	1 11/16
18"	24 1/8	4 5/16	5 1/2	21 1/4	3 1/4	2 1/4
20"	27	4 3/4	6	24 1/8	3 1/2	2 7/16
22"	29 3/4	5 1/4	6 7/8	26 1/2	3 3/4	2 1/2
24"	32 1/2	5 3/4	7 1/2	28 3/4	4 1/8	2 3/4
26"	35	6 1/4	8 3/8	31 1/2	4 3/8	3
28"	38	6 3/4	8 3/4	33 3/8	4 3/4	3 1/4
30"	40 1/2	7 1/4	9 1/4	35 3/4	5 1/8	3 1/2
32"	43 3/8	7 3/4	10	37 5/8	5 1/2	3 3/4
34"	46	8 1/4	10 7/8	41	5 3/4	3 7/8
36"	48 3/4	8 3/4	11 3/8	42 3/4	6 1/4	4 1/4
Knee-Wall Columns						
8"	10 1/4	1 7/8	2 1/2	9 1/2	1 3/8	1 1/8
10"	12 3/4	2 1/2	3	11 15/16	1 7/8	1 1/4
18"	24 1/8	4 5/16	5 1/2	21 1/4	3 1/4	2 1/4

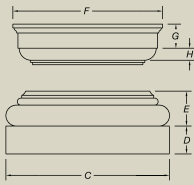


5 Roman Doric Cap & Base/Plinth

for DuraCast™ Round Tapered Columns

Measurements in inches unless otherwise noted.

Column Size	Plinth		Base Mold E	Cap Square		Cap Round H
	Width C	Height D		Width F	Height G	
Full Length Columns						
6"	8 1/2	1 1/2	1 3/4	8	1 1/8	7/8
8"	10 3/4	1 7/8	2 3/8	9 3/4	1 1/2	1 1/8
10"	13 3/8	2 3/8	3	12 1/2	1 3/4	1 3/8
12"	16 1/8	2 3/4	3 7/16	14 3/4	2 3/8	1 5/8
14"	18 3/4	3 3/8	4	17 1/2	2 3/4	2
16"	21 1/2	3 7/8	4 7/8	19 7/8	3 1/8	2 1/4
18"	24 1/4	4 1/4	5 5/8	22 1/4	3 1/2	2 1/2
20"	27	4 3/4	6 1/4	25	4	2 3/4
22"	29 3/4	5 1/4	6 3/4	27 3/8	4 3/8	3
24"	32 1/2	5 3/4	7 1/2	29 3/4	4 1/2	3 1/4
26"	35	6 1/4	8 1/8	32 1/2	5 1/8	3 1/2
28"	38	6 3/4	8 5/8	34 5/8	5 1/2	3 7/8
30"	40 1/2	7 1/4	9 3/8	37	5 7/8	4 1/8
32"	43 3/8	7 3/4	10	39 1/4	6 1/4	4 1/4
34"	46	8 1/4	10 3/4	42 1/8	6 5/8	4 5/8
36"	48 3/4	8 3/4	11 1/4	44 1/8	7	5
Knee-Wall Columns						
8"	10 3/4	1 7/8	2 3/8	9 3/4	1 1/2	1 1/8
10"	13 3/8	2 3/8	3	12 1/2	1 3/4	1 3/8
18"	24 1/4	4 1/4	5 5/8	22 1/4	3 1/2	2 1/2

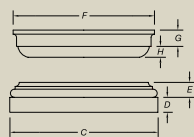


6 Colony Cap & Base/Plinth

for DuraCast™ Round Tapered Columns

Measurements in inches unless otherwise noted.

Column Size	Plinth		Base Mold E	Cap Square		Cap Round H
	Width C	Height D		Width F	Height G	
Full Length Columns						
6"	7 1/8	1 3/16	1 1/2	7 1/2	1	5/8
8"	9 3/4	1 1/4	1 1/2	9 1/2	1 3/8	1 1/8
10"	11 3/4	1 3/8	1 1/2	11 1/2	1 7/16	1 1/8
12"	13 5/8	1 3/8	1 3/8	13	1 1/2	1 1/8
Knee-Wall Columns						
8"	9 3/4	1 1/4	1 1/2	9 1/2	1 3/8	1 1/8
10"	11 3/4	1 3/8	1 1/2	11 1/2	1 7/16	1 1/8

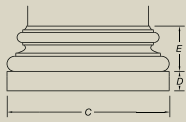


7 Attic Base/Plinth

for DuraCast™ Round Tapered Columns


Measurements in inches unless otherwise noted.

Column Size	Plinth		Base Mold E
	Width C	Height D	
Full Length Columns			
6"	8	1	2 7/16
8"	10 1/4	1 1/4	3 1/4
10"	12 3/4	1 3/4	4 1/8
12"	15 5/16	1 15/16	4 7/8
14"	18 5/8	3 9/16	5 1/2
16"	21 1/8	3 15/16	6 1/4
18"	24 1/4	4 1/4	7 1/8
20"	27	4 3/4	8 1/8
22"	29 3/4	5 1/4	9
24"	32 1/2	5 3/4	9 15/16
26"	35	6 1/4	10 5/8
28"	38	6 3/4	11 3/8
30"	40 1/2	7 1/4	12
32"	43 3/8	7 3/4	13 1/8
34"	46	8 1/4	14
36"	48 3/4	8 3/4	14 3/4
Knee-Wall Columns			
8"	10 1/4	1 1/4	3 1/4
10"	12 3/4	1 3/4	4 1/8
18"	24 1/4	4 1/4	7 1/8



1 Angular Greek Ionic


Measurements in inches unless otherwise noted.

	Column Size	Weight* (in lbs.)	Dimensions*		
			Diameter/Width	Height	Abacus
To Fit DuraCast™ Round Tapered Columns					
Material: FIBERGLASS POLYMERS					
	6"	10	5 1/2	3 3/8	7 3/4
	10"	50	8 1/2	5 1/2	14 1/2
	12"	60	10 1/2	6 1/8	17 1/4
	14"	110	12 1/2	7 1/4	20 1/2
	18"	268	16	10	24 1/8
	20"	203	18 1/4	11 1/4	30

*All dimensions and weights are approximate.

4 Empire


Measurements in inches unless otherwise noted.

	Column Size	Weight* (in lbs.)	Dimensions*		
			Diameter/Width	Height	Abacus
To Fit DuraCast™ Round Tapered Columns					
Material: FIBERGLASS POLYMERS					
	6"	10	5 1/2	3 1/2	9 1/2
	10"	31	9 3/8	5 1/2	14 1/8
	12"	58	11	6 1/2	18 1/4
	16"	140	13 5/8	8 1/8	21 1/4
	18"	480	16 1/2	10	32
	20"	550	18 1/2	11 1/2	32 3/4
	24"	1,000	22	13 1/8	36

*All dimensions and weights are approximate. Note: Decorative Capitals that will be used with Stain-Grade Columns must be stained or faux finished on the job site to match the finish of the column.

2 Angular Greek Ionic with Necking


Measurements in inches unless otherwise noted.

	Column Size	Weight* (in lbs.)	Dimensions*		
			Diameter	Height	Abacus
To Fit DuraCast™ Round Tapered Columns					
Material: FIBERGLASS POLYMERS					
	6"	9	5 1/2	6 3/4	7 3/4
	8"	35	6 5/8	7 3/4	9 1/4
	10"	65	8 1/2	10	14 1/2
	12"	80	10 1/2	11 3/8	17 1/4
	22"	300	18 1/4	17 1/4	30

*All dimensions and weights are approximate.

5 Empire with Necking


Measurements in inches unless otherwise noted.

	Column Size	Weight* (in lbs.)	Dimensions*		
			Diameter	Height	Abacus
To Fit DuraCast™ Round Tapered Columns					
Material: FIBERGLASS POLYMERS					
	6"	12	5 1/2	7	9 1/2
	8"	24	6 3/4	8	10 1/2
	10"	42	8 1/2	10 3/8	13 1/4
	12"	80	10 1/4	11 1/4	17 3/4
	16"	145	13 5/8	17 1/4	21 1/4
	20"	500	16 1/2	17 1/2	32

*All dimensions and weights are approximate. Note: Decorative Capitals that will be used with Stain-Grade Columns must be stained or faux finished on the job site to match the finish of the column.

3 Decorative Roman Doric

Measurements in inches unless otherwise noted.

	Column Size	Weight* (in lbs.)	Dimensions*		
			Diameter	Height	Abacus
To Fit DuraCast™ Round Tapered Columns					
Material: FIBERGLASS POLYMERS					
	8"	29	6	4 7/8	10 5/8
	10"	40	8 1/4	6 3/8	14
	12"	61	10	7 1/2	16 1/4

*All dimensions and weights are approximate. Note: Decorative Capitals that will be used with Stain-Grade Columns must be stained or faux finished on the job site to match the finish of the column.

6 Greek Erectheum

Measurements in inches unless otherwise noted.

Column Size	Weight* (in lbs.)	Dimensions*		
		Diameter/Width	Height	Abacus
To Fit DuraCast™ Round Tapered Columns				
Material: FIBERGLASS POLYMERS				
8"	17	7	4 1/2	9 3/8
10"	40	9	5 5/8	13 1/8
12"	70	10 3/4	6 1/2	14 1/4
14"	120	12 3/4	7	16 1/4
16"	170	14 1/2	8 5/8	18
18"	350	16 1/2	10	21 1/4
20"	460	18	11 1/8	26 1/4
24"	700	22	13 1/8	31



*All dimensions and weights are approximate. Note: Decorative Capitals that will be used with Stain-Grade Columns must be stained or faux finished on the job site to match the finish of the column.

7 Greek Erectheum with Necking

Measurements in inches unless otherwise noted.

Column Size	Weight* (in lbs.)	Dimensions*		
		Diameter	Height	Abacus
To Fit DuraCast™ Round Tapered Columns				
Material: FIBERGLASS POLYMERS				
8"	23	6 1/2	5 5/8	7 1/2
10"	50	8 3/8	8 1/4	10 1/2
12"	100	10	9 1/2	14 1/4
16"	230	12 3/4	10 1/2	16 1/4
18"	390	14 1/2	12 7/8	18
20"	500	18	16 5/8	26 1/4
24"	600	20	17 1/8	27

*All dimensions and weights are approximate. Note: Decorative Capitals that will be used with Stain-Grade Columns must be stained or faux finished on the job site to match the finish of the column.

8 Modern Composite

Measurements in inches unless otherwise noted.

Column Size	Weight* (in lbs.)	Dimensions*		
		Diameter	Height	Abacus
To Fit DuraCast™ Round Tapered Columns				
Material: FIBERGLASS POLYMERS				
6"	45	5 3/4	8 1/2	10 3/4
10"	55	8 1/2	11 1/2	16 1/4
12"	110	10 1/2	14 1/2	19
14"	124	12	17	19 3/4
16"	150	14	18 1/2	20 3/4

*All dimensions and weights are approximate. Note: Decorative Capitals that will be used with Stain-Grade Columns must be stained or faux finished on the job site to match the finish of the column.

10 Roman Corinthian

Measurements in inches unless otherwise noted.



Column Size	Weight* (in lbs.)	Dimensions*		
		Diameter/Width	Height	Abacus
To Fit DuraCast™ Round Tapered Columns				
Material: FIBERGLASS POLYMERS				
6"	19	5 1/4	7 1/4	10
8"	30	7	8 3/4	12 1/4
10"	50	8 1/2	11 3/8	15
12"	120	9 5/8	14	19 3/4
14"	120	11	15 1/8	19 3/4
16"	124	12 7/8	17 1/8	22 1/2
18"	220	15	17 3/4	25 1/4
20"	780	17 1/4	25 1/4	39
22"	820	18 1/2	28 1/2	41
24"	780	20	28 1/2	42
28"	800	24	34	46
30"	1,100	26	36	48

*All dimensions and weights are approximate. Note: Decorative Capitals that will be used with Stain-Grade Columns must be stained or faux finished on the job site to match the finish of the column.



11 Roman Ionic


Measurements in inches unless otherwise noted.

	Column Size	Weight* (in lbs.)	Dimensions*		
			Diameter/Width	Height	Abacus
To Fit DuraCast™ Round Tapered Columns					
Material: FIBERGLASS POLYMERS					
	6"	8	6 1/4	2 5/8	7 1/2
	8"	30	7 1/2	3 1/2	9 1/2
	10"	28	9	4 1/4	11 1/2
	12"	35	10 3/8	4 1/2	12 3/4
	14"	67	12	5	16 1/2
	16"	71	14	6 3/8	17 1/4
	18"	260	16	6 1/2	21 1/4
	20"	410	18 1/2	9	25
	22"	560	20 1/2	9 1/2	25 1/8
	24"	560	20 1/2	9 1/2	25 1/8

*All dimensions and weights are approximate. Note: Decorative Capitals that will be used with Stain-Grade Columns must be stained or faux finished on the job site to match the finish of the column.

13 Temple of Winds


Measurements in inches unless otherwise noted.

	Column Size	Weight* (in lbs.)	Dimensions*		
			Diameter/Width	Height	Abacus
To Fit DuraCast™ Round Tapered Columns					
Material: FIBERGLASS POLYMERS					
	6"	13	5 3/4	7	8 3/4
	8"	23	6 1/2	7 3/4	10 1/2
	10"	49	9	11 1/4	15 1/4
	12"	70	10 3/8	11 1/2	17
	14"	115	11 1/2	14	21 1/2
	16"	109	14	17	23 1/4
	18"	410	15	18 5/8	27
	20"	600	18	21 1/2	27 3/4
	24"	780	19 1/2	23	35 3/4
	28"	1,100	24	26 1/8	37 1/4

*All dimensions and weights are approximate. Note: Decorative Capitals that will be used with Stain-Grade Columns must be stained or faux finished on the job site to match the finish of the column.

12 Scamozzi

Measurements in inches unless otherwise noted.

	Column Size	Weight* (in lbs.)	Dimensions*		
			Diameter/Width	Height	Abacus
To Fit DuraCast™ Round Tapered Columns					
Material: FIBERGLASS POLYMERS					
	6"	20	5 3/4	2 7/8	8 1/2
	8"	23	7 1/2	3 5/8	13 1/2
	10"	30	9	4 1/4	14 1/2
	12"	39	11	5 1/8	16 1/2
	14"	50	12	5 5/8	18 3/4
	16"	75	14	7 1/2	22
	18"	272	16	7 1/2	24 3/4
	20"	326	17 3/4	8 1/2	28 1/2
	22"	490	20	9 1/4	30 1/2
	24"	500	22	10 5/8	32 1/4
	28"	370	25	12 3/4	38 1/2

*All dimensions and weights are approximate. Note: Decorative Capitals that will be used with Stain-Grade Columns must be stained or faux finished on the job site to match the finish of the column.

