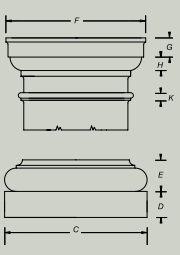



4 Tuscan Cap, Bead & Base/Plinth

for DuraLite™ Square Non-Tapered Columns

Measurements in inches unless otherwise noted.

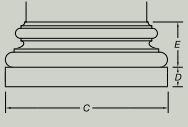
	Column Size	Plinth		Base Mold E	Cap Square		Cap Round H	Bead K
		Width C	Height D		Width F	Height G		
Full Length and Knee-Wall Columns								
	6"	8 1/2	1 1/2	1 3/4	8	1 1/16	7/8	1
	8"	10 3/8	1 7/8	2 3/8	10 1/8	1 3/8	1	1
	10"	13	2 3/8	2 7/8	12 3/4	1 3/4	1 1/4	1
	12"	15 1/4	2 3/4	3 1/4	15 7/8	2	1 3/8	1




5 Attic Base/Plinth

for DuraLite™ Square Non-Tapered Columns

Measurements in inches unless otherwise noted.

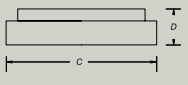
	Column Size	Plinth		Base Mold E
		Width C	Height D	
Full Length and Knee-Wall Columns				
	8"	10 1/4	1 1/4	3 1/4
	10"	12 3/4	1 3/4	4 1/8
	12"	15 5/16	1 15/16	4 7/8



6 Prairie Base

for DuraLite™ Square Non-Tapered Columns

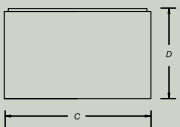
Measurements in inches unless otherwise noted.


	Column Size	Width C	Height D
	Full Length and Knee-Wall Columns		
	8"	10 9/16	2 1/4
	10"	12 9/16	3

7 Craftsman Base

for DuraLite™ Square Non-Tapered Columns


Measurements in inches unless otherwise noted.

	Column Size	Width C	Height D
	Full Length and Knee-Wall Columns		
	8"	9 1/4	8
	10"	11 1/4	8



1 Angular Greek Ionic


Measurements in inches unless otherwise noted.

	Column Size	Weight* (in lbs.)	Dimensions*		
			Diameter/Width	Height	Abacus
To Fit DuraLite™ Square Non-Tapered Columns					
Material: FIBERGLASS POLYMERS					
	12"	110	12 1/2	7 1/4	20 1/2

*All dimensions and weights are approximate.

9 Prairie


Measurements in inches unless otherwise noted.

	Column Size	Weight* (in lbs.)	Dimensions*		
			Width	Height	Abacus
To Fit DuraLite™ Square Non-Tapered Columns					
Material: FIBERGLASS POLYMERS					
	8"	60	7 1/2	11	10 1/2
	10"	75	9 1/2	13	12 1/2

*All dimensions and weights are approximate.

4 Empire



Measurements in inches unless otherwise noted.

	Column Size	Weight* (in lbs.)	Dimensions*		
			Diameter/Width	Height	Abacus
To Fit DuraLite™ Square Non-Tapered Columns					
Material: FIBERGLASS POLYMERS					
	8"	30	8	5 1/4	13 1/4

*All dimensions and weights are approximate. Note: Decorative Capitals that will be used with Stain-Grade Columns must be stained or faux finished on the job site to match the finish of the column.

10 Roman Corinthian


Measurements in inches unless otherwise noted.

	Column Size	Weight* (in lbs.)	Dimensions*		
			Diameter/Width	Height	Abacus
To Fit DuraLite™ Square Non-Tapered Columns					
Material: FIBERGLASS POLYMERS					
	8"	40	8 1/2	11 1/2	14 5/8
	10"	130	10	14 3/4	20
	12"	165	12 1/2	17 1/2	22 3/4

*All dimensions and weights are approximate. Note: Decorative Capitals that will be used with Stain-Grade Columns must be stained or faux finished on the job site to match the finish of the column.

6 Greek Erectheum

Measurements in inches unless otherwise noted.



	Column Size	Weight* (in lbs.)	Dimensions*		
			Diameter/Width	Height	Abacus
To Fit DuraLite™ Square Non-Tapered Columns					
Material: FIBERGLASS POLYMERS					
	8"	35	8 1/2	5 1/4	11
	10"	60	9 3/4	6	12 1/4

*All dimensions and weights are approximate. Note: Decorative Capitals that will be used with Stain-Grade Columns must be stained or faux finished on the job site to match the finish of the column.



11 Roman Ionic

Measurements in inches unless otherwise noted.

	Column Size	Weight* (in lbs.)	Dimensions*		
			Diameter/Width	Height	Abacus
To Fit DuraLite™ Square Non-Tapered Columns					
Material: FIBERGLASS POLYMERS					
	8"	18	7 1/2	3 5/8	9 1/2
	10"	45	10 1/2	4 5/8	13
	12"	50	12	5	16 3/4

*All dimensions and weights are approximate. Note: Decorative Capitals that will be used with Stain-Grade Columns must be stained or faux finished on the job site to match the finish of the column.

12 Scamozzi

Measurements in inches unless otherwise noted.



Column Size	Weight* (in lbs.)	Dimensions*		
		Diameter/ Width	Height	Abacus
To Fit DuraLite™ Square Non-Tapered Columns				
<i>Material: FIBERGLASS POLYMERS</i>				
8"	25	8 1/4	3 3/4	14 1/4
10"	50	10	5	16 1/2
12"	55	12 1/4	5 3/4	18 3/4



*All dimensions and weights are approximate. Note: Decorative Capitals that will be used with Stain-Grade Columns must be stained or faux finished on the job site to match the finish of the column.

13 Temple of Winds

Measurements in inches unless otherwise noted.



Column Size	Weight* (in lbs.)	Dimensions*		
		Diameter/ Width	Height	Abacus
To Fit DuraLite™ Square Non-Tapered Columns				
<i>Material: FIBERGLASS POLYMERS</i>				
8"	40	8 1/4	10	14
10"	57	10 1/4	11 3/8	17
12"	80	11 1/2	14 1/4	21 1/2

*All dimensions and weights are approximate. Note: Decorative Capitals that will be used with Stain-Grade Columns must be stained or faux finished on the job site to match the finish of the column.