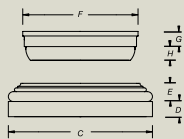


4 Tuscan Cap & Roman Doric Base/Plinth

for Paint-Grade Colonial and Classical Round Tapered Columns


Measurements in inches unless otherwise noted.

Column Size	Plinth		Base Mold E	Cap Square		Cap Round H
	Width C	Height D		Width F	Height G	
Full Length Columns						
<i>Material: SYNTHETIC</i>						
6"	8	1 1/4	1 1/2	7 1/2	1 1/4	1 1/8
8"	9 7/8	1 1/4	1 1/2	9 1/2	1 1/4	1 1/8
10"	11 7/8	1 1/4	1 1/2	11	1 1/4	1 1/8
12"	13 3/4	1 1/4	1 1/2	12	1 1/4	1 1/8
14"	16 1/2	1 7/8	2 1/8	14 1/2	2	1 3/8
16"	18 3/4	2	2 1/2	16	2 3/8	1 5/8
18"	22 1/8	2 3/4	3 1/2	18 3/4	2 7/8	2 1/4
20"	24 1/8	2 3/4	3 1/2	20 7/8	3 1/8	2 1/2
22"	29 3/4	5 1/4	6 3/4	26 1/2	3 3/4	2 1/2
24"	32 1/2	5 3/4	7 1/2	28 3/4	4 1/8	2 3/4
<i>Material: WOOD</i>						
6"	8	1 1/4	1 1/2	7 1/2	1 1/4	1 1/8
8"	9 7/8	1 1/4	1 1/2	9 1/2	1 1/4	1 1/8
10"	11 7/8	1 1/4	1 1/2	11	1 1/4	1 1/8
12"	13 3/4	1 1/4	1 1/2	12	1 1/4	1 1/8
Knee-Wall Columns						
<i>Material: SYNTHETIC</i>						
6"	8	1 1/4	1 1/2	7 1/2	1 1/4	1 1/8
8"	9 7/8	1 1/4	1 1/2	9 1/2	1 1/4	1 1/8
10"	11 7/8	1 1/4	1 1/2	11	1 1/4	1 1/8
12"	13 3/4	1 1/4	1 1/2	12	1 1/4	1 1/8
14"	16 1/2	1 7/8	2 1/8	14 1/2	2	1 3/8
16"	18 3/4	2	2 1/2	16	2 3/8	1 5/8
18"	22 1/8	2 3/4	3 1/2	18 3/4	2 7/8	2 1/4
<i>Material: WOOD</i>						
6"	8	1 1/4	1 1/2	7 1/2	1 1/4	1 1/8
8"	9 7/8	1 1/4	1 1/2	9 1/2	1 1/4	1 1/8
10"	11 7/8	1 1/4	1 1/2	11	1 1/4	1 1/8
12"	13 3/4	1 1/4	1 1/2	12	1 1/4	1 1/8



1 Angular Greek Ionic


Measurements in inches unless otherwise noted.

	Column Size	Weight* (in lbs.)	Dimensions*		
			Diameter/Width	Height	Abacus
To Fit Paint-Grade Round Tapered Columns					
Material: FIBERGLASS POLYMERS					
	14"	110	12 1/2	7 1/4	20 1/2
	18"	250	14 3/4	8 3/4	22 1/2
	20"	268	16	10	24 1/8
	22"	203	18 1/4	11 1/4	30

*All dimensions and weights are approximate.

5 Empire with Necking


Measurements in inches unless otherwise noted.

	Column Size	Weight* (in lbs.)	Dimensions*		
			Diameter	Height	Abacus
To Fit Paint-Grade Round Tapered Columns					
Material: FIBERGLASS POLYMERS					
	8"	15	6 1/4	7 3/4	9 1/2
	10"	40	8	10 1/2	13 1/2
	12"	45	9 3/8	10 1/2	14 1/8
	16"	145	13 5/8	17 1/4	21 1/4
	20"	500	16 1/2	17 1/2	32
	24"	700	20	19 1/8	33

*All dimensions and weights are approximate. Note: Decorative Capitals that will be used with Stain-Grade Columns must be stained or faux finished on the job site to match the finish of the column.

3 Decorative Roman Doric


Measurements in inches unless otherwise noted.

	Column Size	Weight* (in lbs.)	Dimensions*		
			Diameter	Height	Abacus
To Fit Paint-Grade Round Tapered Columns					
Material: FIBERGLASS POLYMERS					
	6"	22	5 1/8	4	8 3/4
	8"	29	6	4 7/8	10 5/8
	10"	40	8 1/4	6 3/8	14
	12"	61	10	7 1/2	16 1/4

*All dimensions and weights are approximate. Note: Decorative Capitals that will be used with Stain-Grade Columns must be stained or faux finished on the job site to match the finish of the column.

6 Greek Erechtheum


Measurements in inches unless otherwise noted.

	Column Size	Weight* (in lbs.)	Dimensions*		
			Diameter/Width	Height	Abacus
To Fit Paint-Grade Round Tapered Columns					
Material: FIBERGLASS POLYMERS					
	6"	16	4 7/8	3 1/4	6 1/2
	10"	19	8	5 1/4	10 1/2
	12"	40	9	5 5/8	13 1/8
	16"	120	12 3/4	7	16 1/4
	18"	312	15 1/2	10 1/8	21 1/2
	20"	350	16 1/2	10	21 1/4
	24"	600	20	11 1/2	27

*All dimensions and weights are approximate. Note: Decorative Capitals that will be used with Stain-Grade Columns must be stained or faux finished on the job site to match the finish of the column.

4 Empire

Measurements in inches unless otherwise noted.


	Column Size	Weight* (in lbs.)	Dimensions*		
			Diameter/Width	Height	Abacus
To Fit Paint-Grade Round Tapered Columns					
Material: FIBERGLASS POLYMERS					
	8"	20	6 1/4	3 7/8	9 1/2
	10"	27	8	5 1/4	13 1/2
	12"	31	9 3/8	5 1/2	14 1/8
	16"	140	13 5/8	8 1/8	21 1/4
	20"	480	16 1/2	10	32
	22"	560	18 1/2	11 1/2	32 3/4
	24"	750	20	12	33

*All dimensions and weights are approximate. Note: Decorative Capitals that will be used with Stain-Grade Columns must be stained or faux finished on the job site to match the finish of the column.



7 Greek Erectheum with Necking


Measurements in inches unless otherwise noted.

	Column Size	Weight* (in lbs.)	Dimensions*		
			Diameter	Height	Abacus
To Fit Paint-Grade Round Tapered Columns					
Material: FIBERGLASS POLYMERS					
	10"	35	8	7 7/8	10 1/2
	12"	55	9	8 1/4	13 1/8
	16"	230	12 3/4	10 1/2	16 1/4
	18"	390	14 1/2	12 7/8	18
	20"	420	16 1/2	15	21 1/4
	22"	420	18	16 5/8	26 1/4
	24"	600	20	17 1/8	27

*All dimensions and weights are approximate. Note: Decorative Capitals that will be used with Stain-Grade Columns must be stained or faux finished on the job site to match the finish of the column.

8 Modern Composite


Measurements in inches unless otherwise noted.

	Column Size	Weight* (in lbs.)	Dimensions*		
			Diameter	Height	Abacus
To Fit Paint-Grade Round Tapered Columns					
Material: FIBERGLASS POLYMERS					
	12"	70	9 1/4	12 1/4	17 1/4
	14"	124	12	17	19 3/4
	20"	390	16 1/4	23 1/4	25 1/4

*All dimensions and weights are approximate. Note: Decorative Capitals that will be used with Stain-Grade Columns must be stained or faux finished on the job site to match the finish of the column.

10 Roman Corinthian


Measurements in inches unless otherwise noted.

	Column Size	Weight* (in lbs.)	Dimensions*		
			Diameter/Width	Height	Abacus
To Fit Paint-Grade Round Tapered Columns					
Material: FIBERGLASS POLYMERS					
	6"	13	4 3/4	7	9 1/2
	8"	22	6	8 1/2	12
	10"	30	7 1/2	11	12 3/4
	12"	42	9	11 5/8	15 1/8
	14"	145	12 1/2	17 1/4	22 3/4
	16"	124	12 7/8	17 1/8	22 1/2
	18"	220	15	17 3/4	25 1/4
	20"	780	17 1/4	25 1/4	39
	22"	820	18 1/2	28 1/2	41
	24"	780	20	28 1/2	42

*All dimensions and weights are approximate. Note: Decorative Capitals that will be used with Stain-Grade Columns must be stained or faux finished on the job site to match the finish of the column.

11 Roman Ionic


Measurements in inches unless otherwise noted.

	Column Size	Weight* (in lbs.)	Dimensions*		
			Diameter/Width	Height	Abacus
To Fit Paint-Grade Round Tapered Columns					
Material: FIBERGLASS POLYMERS					
	6"	7	5 1/8	2 3/8	6 1/8
	8"	8	6 1/4	2 5/8	7 1/2
	10"	35	8	4	10 3/4
	12"	28	9	4 1/4	11 1/2
	14"	67	12	5	16 1/2
	16"	71	14	6 3/8	17 1/4
	18"	168	15	6 3/8	18
	22"	410	18 1/2	9	25
	24"	560	20 1/2	9 1/2	25 1/8



12 Scamozzi

Measurements in inches unless otherwise noted.

	Column Size	Weight* (in lbs.)	Dimensions*		
			Diameter/Width	Height	Abacus
To Fit Paint-Grade Round Tapered Columns					
Material: FIBERGLASS POLYMERS					
	6"	8	5 1/8	2 1/2	7 3/4
	8"	12	6	3 1/4	10
	10"	23	7 1/2	3 5/8	13 1/2
	12"	30	9	4 1/4	14 1/2
	14"	50	12	5 5/8	18 3/4
	16"	54	13	6	18 1/2
	18"	260	15	6 7/8	21 3/4
	20"	326	17 3/4	8 1/2	28 1/2

*All dimensions and weights are approximate. Note: Decorative Capitals that will be used with Stain-Grade Columns must be stained or faux finished on the job site to match the finish of the column.



13 Temple of Winds

Measurements in inches unless otherwise noted.



Column Size	Weight* (in lbs.)	Dimensions*		
		Diameter/ Width	Height	Abacus
To Fit Paint-Grade Round Tapered Columns				
<i>Material: FIBERGLASS POLYMERS</i>				
6"	10	5	7	7 3/4
8"	22	6 1/2	7 3/4	10 1/2
10"	35	7 1/2	10 1/4	14
12"	49	8 1/2	10 1/4	14
14"	115	11 1/2	14	21 1/2
16"	109	14	17	23 1/4
18"	410	15	18 5/8	27
22"	600	18	21 1/2	27 3/4
24"	780	19 1/2	23	35 3/4

*All dimensions and weights are approximate. Note: Decorative Capitals that will be used with Stain-Grade Columns must be stained or faux finished on the job site to match the finish of the column.